



# Numbers of the Day Worksheets

## Objectives:

- Understand that the two digits of a two-digit number represent amount of tens and ones
- Know the odd and even numbers
- Practice to sequence numbers
- Represent numbers using tens and ones blocks, tally marks and ten frames
- Practice to write number words
- Practice addition and subtraction

**Little Dots** Name: \_\_\_\_\_

**Number of the day**

Tens      Ones

Color to show the number:

Cross it: ☐ odd or ☐ even

Solve it:

add 2  subtract 3

add 5  subtract 4

© 2017 [www.littledotseducation.com](http://www.littledotseducation.com)

**Little Dots** Name: \_\_\_\_\_

**Number of the day**

Find and color the number on the 100 chart:

1	2	3	4	5	6	7	8	9	10
11	12	13	14	15	16	17	18	19	20
21	22	23	24	25	26	27	28	29	30
31	32	33	34	35	36	37	38	39	40
41	42	43	44	45	46	47	48	49	50
51	52	53	54	55	56	57	58	59	60
61	62	63	64	65	66	67	68	69	70
71	72	73	74	75	76	77	78	79	80
81	82	83	84	85	86	87	88	89	90
91	92	93	94	95	96	97	98	99	100

Solve it:

1 more

1 less

10 more

10 less

Color to show the number:

Write the number in words:

© 2017 [www.littledotseducation.com](http://www.littledotseducation.com)

**Little Dots** Name: \_\_\_\_\_

Instruction: Choose any number within 20.

**Number of the day**

Show the number using ten frames:

Fill in the before and after numbers:

Today's number

Add more or cross out the stars below to make up the number:

© 2017 [www.littledotseducation.com](http://www.littledotseducation.com)



# Terms of Use

This file is intended for **personal** and **classroom** use **only**. **Please note that because product is digital, it is not refundable.**

## **You are welcome to:**

- Download and print as many copies as you need to be used in your own classroom or home
- Share the link to the website page where this file can be found for others to download or purchase

## **You may not:**

- Copy this file for more than one teacher, classroom or school
- Republish this file online or in printed for free or monetary compensation
- Alter this file in any way
- Print the file and sell the printed copies to others
- Claim that this product is yours or remove the logo and copyright info in this file

We have the right to modify the terms of this agreement at any time and such modifications will be effective immediately and shall replace any prior agreements.


Thank you for respecting our Terms of Use. If you have any questions or would like to use this file commercially, please feel free to drop us an e-mail at [littledotsstudio@gmail.com](mailto:littledotsstudio@gmail.com) and we will do our best to reply promptly.

Visit us at [www.littledotseducation.com](http://www.littledotseducation.com) for more preschool materials and resources.





Name: \_\_\_\_\_

Number of the day

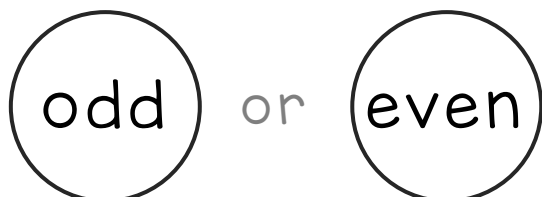


Tens	Ones

Color to show the number.



Cross it.



Write the next three numbers.

\_\_\_\_\_, \_\_\_\_\_, \_\_\_\_\_

Solve it.

add 2



subtract 3



add 5




subtract 4





Name: \_\_\_\_\_

## Number of the day



Find and color the number on the 100 chart.

1	2	3	4	5	6	7	8	9	10
11	12	13	14	15	16	17	18	19	20
21	22	23	24	25	26	27	28	29	30
31	32	33	34	35	36	37	38	39	40
41	42	43	44	45	46	47	48	49	50
51	52	53	54	55	56	57	58	59	60
61	62	63	64	65	66	67	68	69	70
71	72	73	74	75	76	77	78	79	80
81	82	83	84	85	86	87	89	89	90
91	92	93	94	95	96	97	98	99	100

Solve it.

1 more

--

1 less

--

10 more

--

10 less

--

Color to show the number.



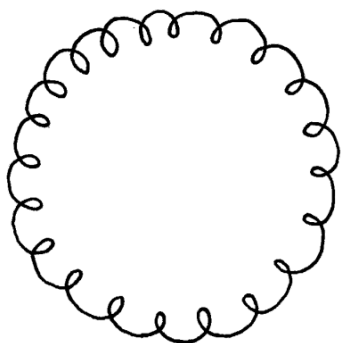
Write the number in words.



Name: \_\_\_\_\_

Instruction: Choose any number within 20.

Number of the day



Show the number using ten frames.



Fill in the before and after numbers.

Today's number

--

--

--

Show the number using tally marks.

Add more or cross out the stars below to make up the number.

